



CELEBRATING THE  
GOOD NEWS OF CHRISTMAS

Joy  
to the  
World

2024 FAMILY ADVENT GUIDE

Lifeway kids®



The *Joy to the World Family Devotional Guide* is taken from the 4-session *Joy to the World Bible* study book available for purchase just in time to welcome the season. You'll spend the weeks of Advent learning to celebrate the good news of great joy found in the Christmas story. Jesus, the Son of God, came to earth to save us from our sins and sorrow and to make right our relationship with God.

Learn more about the *Joy to the World Bible* study book at [lifeway.com/joy](https://lifeway.com/joy).

## JOY TO THE WORLD FAMILY DEVOTIONAL GUIDE

Few stories in Scripture are as captivating for all ages as the Christmas story. Over the next four weeks of your *Joy to the World* study, you'll walk through this narrative and other key passages of the Bible that give you a better understanding of Jesus's first Advent and His promise to come again. With this family devotional guide, we've made it easy for you to bring your family along with you on this Bible study journey.

### HOW TO USE

For each week of the study, we've highlighted a key Bible passage from the Christmas story as told in Matthew and Luke. Read that passage aloud with your child. (If your child is pre-K or younger, you may want to summarize the story for him or her.) Then use the prompts provided to talk about what this part of Jesus's birth means and why it matters. You'll find some age-specific questions below that are in addition to the talking points included in your Bible study book. After you've talked about the Bible together, spend some time in prayer and worship, using the streaming videos as a guide.



# The Lord is Come

**READ** or summarize Luke 1:26-38—The angel Gabriel appears to Mary.

**TALK** about Mary's trust in God and how nothing is impossible for Him. Explain that Mary's baby would be Jesus, and He is the Son of God. God sent His Son to the world as a baby because of how much He loves us (John 3:16).

## ASK:

**Younger Kids:** How do you think you would feel if an angel showed up and started telling you about God's plans for you? Scared? Excited? Happy? Nervous? Confused?

**Older Kids:** Who is one person you trust? How do you know you can trust that person? How do we know we can trust God?

**Teens:** How do you know God is trustworthy? Can you think of a situation in your life that requires the kind of trust in Him that Mary showed here?



**SING ALONG** with Ellie Holcomb as she sings "Joy to the World" (Week One video). If you have teenagers, check out more of Ellie's songs and clips of the devotional teachings too.

**PRAY:** Thank You, God, for Jesus. Help us believe and trust in You like Mary did.



# The Savior Reigns

**READ** or summarize Matthew 1:18-25—The angel appears to Joseph.

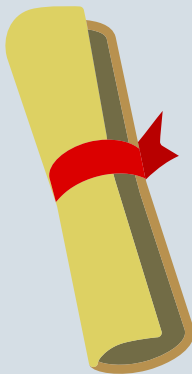
**TALK** about how the angel gave Jesus two names: Jesus, which means God saves, and Immanuel, which means God is with us. Jesus came to save us from our sins, which is a fancy word for all the ways we disobey God. We all have sinned, so we all need Jesus.

## ASK:

**Younger Kids:** Think about the last time you did something you weren't supposed to do. What happened?

**Older Kids:** Think about the last time you disobeyed? Why can it be hard to obey? What does this show you about sin (disobeying God)?

**Teens:** What does it mean to you to know that Jesus became human, lived, and died just so He could save you from your sins? How does this truth change our lives?



## KIDS ACTIVITY: *Angel Message Scroll*

**Materials:** Small scrolls of paper, ribbon, pens or markers, angel stickers or cutouts

Children can write out the message the angel gave on small scrolls, decorating them with angel images. Roll up the scrolls and tie them with a ribbon. Talk about the significance of the angel's message and how it relates to Christmas.

**PRAY:** *God, you are so kind and good. Thank You for sending Jesus to save us from our sins and for giving us a way to be in Your family forever.*



# No More Let Sins & Sorrows Grow

**READ** or summarize Luke 2:1-20—Jesus is born, and the shepherds visit.

**TALK** about why Jesus's birth was "good news of great joy" (Luke 2:10) for the shepherds and is still that for us today. Explain everything that changed for the world at the moment of Jesus's birth. Discuss how we glorify and praise God like the shepherds did.

## ASK:

**Younger Kids:** What is one thing that made you super excited today?

**Older Kids:** What is something that brings you joy at Christmastime?

**Teens:** What detail about the Christmas story brings you joy? What is one way you can praise God today like the shepherds did?

## KIDS ACTIVITY: "Joyful Noise" Bells



**Materials:** Small jingle bells, pipe cleaners, beads, and ribbon

Create small bell ornaments by threading jingle bells and beads onto pipe cleaners. The children can shake the bells to make a joyful noise as they sing Christmas carols or praise songs. Talk about how the shepherds might have rejoiced and made a joyful noise when they heard the good news.

**PRAY:** God, help us to love You and to praise You in all we do.



# Wonders of His Love

**READ** or summarize Matthew 2:1-12—The wise men visit Jesus.

**TALK** about the significance of the wise men and the star. This part of the story shows us God keeps His promises, because long before Jesus, God promised He would raise up a King from Bethlehem. It also shows us that Jesus is King for all people; the wise men came from far away to worship Jesus.

## ASK:

**Younger Kids:** What is something you love? How do you know that I love you?

**Older Kids:** Think about the Christmas story we've been reading. How does it show you how much God loves you?

**Teens:** How do you know God loves you? What are some ways you feel His love in a normal day? What are some things we can do as a family to show other people the love of God before this year is over?

## KIDS ACTIVITY: "King for All" Crown Craft



**Materials:** Gold or silver cardstock, markers, stickers, jewels, and glue

Children can create crowns from cardstock, decorating them with jewels and stickers. Write "King for All" on the crown to emphasize that Jesus is the King for everyone, not just for a select few. As they make their crowns, discuss how the wise men recognized Jesus as King and how we can honor Him as our King today.

**PRAY:** God, help us love and worship You with our whole hearts, and give us opportunities to tell others about You.





Enjoy a few more  
Advent activities from  
the *Joy to the World*  
Bible Study.





## JOY WORD SEARCH

It is easy to get caught up in the fast pace of holiday shopping, hosting preparation, and party-going that fills the month of December. If we aren't careful, Christmas can fly by without being centered on the true reason for celebration: Jesus's birth. Be intentional about practicing peace and reflection by setting aside quiet time to dwell on God's Word. Enjoy these Scripture word searches alongside a warm cup of coffee or tea, as you savor the good news of Jesus's birth during the entire Christmas season.

### SUPPLIES

- Printer
- Copy paper
- Pen

The first word search is printed on the next page. More word searches are available for free download at [lifeway.com/joytotheworld](https://www.lifeway.com/joytotheworld). Happy searching!





# Joy to the World

## WORD SEARCH

N V O S M N Z C T G K V I  
K D A V I D M O U C I T Y  
J F R N T U R B E W Y B H  
M B F R V M H R O O G J L  
E J S Q H N B E W S K T A  
S V W H O B Q O Y J L O N  
S A Y C G J L M O U E D D  
I B O R N Z V E U N E A I  
A T S A V I O R Q U G Y J  
H Q Y T D A H B C Y V X I  
L L E C E R V Y L O R D L

MESSIAH

SAVIOR

BORN

TODAY

WHO

CITY

YOU

DAVID

LORD

Today in the city of David a Savior was born for you,  
who is the Messiah, the Lord.

LUKE 2:11

## PAINTED ORNAMENTS


Nothing says Christmas like tree ornaments! Store aisles are overflowing with a wide variety of ornaments each year, but have you ever made your own? Handmade ornaments make the perfect coworker or teacher gift, and they work so well to commemorate milestone years in the lives of friends or family members. You may even decide to host an ornament swap party, which is a great way to share the love and joy of the Christmas story with people in your life.


### SUPPLIES

- Ornaments
- Primer
- Leftover house paint or acrylic paints
- Small paintbrushes
- Paint pens

### DIRECTIONS

1. Remove the metal hangers from each ornament.
2. Prime the ornaments and let dry or blow dry. (I used pencils in a cup to hold up the ornaments, setting each ornament upside down on a pencil to allow them to dry without touching other items.)
3. Paint on two coats of any solid color of your choosing and let dry.
4. Use small paint brushes to paint patterns, flowers, or Scripture. You can look up floral patterns online for inspiration.
5. Use paint pens after the paint has dried to add smaller details if you like.





Purchase *Joy to the World* Bible study and keep the Christmas celebration going all season as you:

- \* Delight in the Christmas story as you prepare your heart for Advent.
- \* Trace the theme of joy throughout the Christmas story.
- \* Learn how to live joyfully while you wait for Jesus to return.
- \* Be inspired to share the good news of great joy with others.
- \* Worship the Lord through study, song, prayer, and creativity.

Order your copy of the *Joy to the World* Bible study and continue growing as you gather with family this Christmas season!

Order  
*Joy to the World*

